





I.I Fittings and Adapters




High-Pressure Male x Male				
Part Number	Description	Max Working Pressure		
HHM4-HM4	1/4" HP Male x 1/4" HP Male	4.140 bar	60.000 psi	
HHM4-HM6	1/4" HP Male x 3/8" HP Male	4.140 bar	60.000 psi	
HHM4-HM9	1/4" HP Male x 9/16" HP Male	4.140 bar	60.000 psi	
HHM6-HM6	3/8" HP Male x 3/8" HP Male	4.140 bar	60.000 psi	
HHM6-HM9	3/8" HP Male x 9/16" HP Male	4.140 bar	60.000 psi	
HHM9-HM9	9/16" HP Male x 9/16" HP Male	4.140 bar	60.000 psi	

High-Pressure Female x High-Pressure Male (UNF) - including Collar and Gland Nut				
Part Number	Description	Max Working Pressure		
HHF4-HM4	1/4" HP Female x 1/4" HP Male	4.140 bar	60.000 psi	
HHF4-HM6	1/4" HP Female x 3/8" HP Male	4.140 bar	60.000 psi	
HHF4-HM9	1/4" HP Female x 9/16" HP Male	4.140 bar	60.000 psi	
HHF6-HM4	3/8" HP Female x 1/4" HP Male	4.140 bar	60.000 psi	
HHF6-HM6	3/8" HP Female x 3/8" HP Male	4.140 bar	60.000 psi	
HHF6-HM9	3/8" HP Female x 9/16" HP Male	4.140 bar	60.000 psi	
HHF9-HM4	9/16" HP Female x 1/4" HP Male	4.140 bar	60.000 psi	
HHF9-HM6	9/16" HP Female x 3/8" HP Male	4.140 bar	60.000 psi	
HHF9-HM9	9/16" HP Female x 9/16" HP Male	4.140 bar	60.000 psi	

High-Pressure Heavy Duty Couplers Female (UNF) - including Collars and Gland Nuts				
Part Number	Description	Max Working Pressure		
HC-HF4	1/4" HP Female Coupler	4.140 bar	60.000 psi	
HC-HF6	3/8" HP Female Coupler	4.140 bar	60.000 psi	
HC-HF6-HF4	3/8" HP x 1/4" HP Female Coupler	4.140 bar	60.000 psi	
HC-HF9	9/16" HP Female Coupler	4.140 bar	60.000 psi	
HC-HF9-HF4	9/16" HP x 1/4" HP Female Coupler	4.140 bar	60.000 psi	
HC-HF9-HF6	9/16" HP x 3/8" HP Female Coupler	4.140 bar	60.000 psi	

High-Pressure Heavy Duty Couplers Female (Metric) - including Collars and Gland Nuts				
Part Number	Description	Max Working Pressure		
HC-MEF16-CLR-1/4HP	M16x1.5 Female Coupler (incl. Collar 1/4" HP & Gland Nut M16x1.5)	4.140 bar	60.000 psi	
HC-MEF20-CLR-3/8HP	M20x1.5 Female Coupler (incl. Collar 3/8" HP & Gland Nut M20x1.5)	4.140 bar	60.000 psi	
HC-MEF26-CLR-9/16HP	M26x1.5 Female Coupler (incl. Collar 9/16" HP & Gland Nut M26x1.5)	4.140 bar	60.000 psi	
HC-MEF26-CLR-M14	M26x1.5 Female Coupler (incl. Collar M14x1.5 & Gland Nut M20x1.5)	4.140 bar	60.000 psi	
HC-MEF30-CLR-9/16HP	M30x2 Female Coupler (incl. Collar 9/16" HP & Gland Nut M30x2)	4.140 bar	60.000 psi	
HC-MEF30-CLR-M14	M30x2 Female Coupler (incl. Collar M14x1.5 & Gland Nut M30x2)	4.140 bar	60.000 psi	
HC-MEF30-CLR-M18	M30x2 Female Coupler (incl. Collar M18x1.5 & Gland Nut M30x2)	4.140 bar	60.000 psi	

High-Pressure Slimline Couplers				
Slimline couplers are designed to be used ONLY for high pressure waterjetting applications, such as tube bundle cleaning.				
Part Number	Description	Max Working Pressure		
HCSL-HF4-LL	1/4" HP Female Slimline Coupler Left x Left* 0.445" OD	2.760 bar	40.000 psi	
HCSL-HF4-LR	1/4" HP Female Slimline Coupler Left x Right* 0.445" OD	2.760 bar	40.000 psi	
HCSL-HF4-RR	1/4" HP Female Slimline Coupler Right x Right* 0.445" OD	2.760 bar	40.000 psi	
HCSL-HF6-LL	3/8" HP Female Slimline Coupler Left x Left* 0.562" OD	2.760 bar	40.000 psi	
HCSL-HF6-LR	3/8" HP Female Slimline Coupler Left x Right* 0.562" OD	2.760 bar	40.000 psi	
HCSL-HF6-RR	3/8" HP Female Slimline Coupler Right x Right* 0.562" OD	2.760 bar	40.000 psi	
HCSL-HF9-LL	9/16" HP Female Slimline Coupler Left x Left* 0.750" OD	2.760 bar	40.000 psi	
HCSL-HF9-LR	9/16" HP Female Slimline Coupler Left x Right* 0.750" OD	2.760 bar	40.000 psi	
HCSL-HF9-RR	9/16" HP Female Slimline Coupler Right x Right* 0.750" OD	2.760 bar	40.000 psi	

* Designates Left Hand Thread or Right Hand Thread

I.I Fittings and Adapters



High-Pressure Male x Medium-Pressure Male

Part Number	Description	Max Working Pressure	
		bar	psi
HHM4-MM4	1/4" HP Male x 1/4" MP Male	1.380	20.000
HHM4-MM6	1/4" HP Male x 3/8" MP Male	1.380	20.000
HHM4-MM9	1/4" HP Male x 9/16" MP Male	1.380	20.000
HHM4-MM12	1/4" HP Male x 3/4" MP Male	1.380	20.000
HHM4-MM16	1/4" HP Male x 1" MP Male	1.380	20.000
HHM6-MM4	3/8" HP Male x 1/4" MP Male	1.380	20.000
HHM6-MM6	3/8" HP Male x 3/8" MP Male	1.380	20.000
HHM6-MM9	3/8" HP Male x 9/16" MP Male	1.380	20.000
HHM6-MM12	3/8" HP Male x 3/4" MP Male	1.380	20.000
HHM6-MM16	3/8" HP Male x 1" MP Male	1.380	20.000
HHM9-MM4	9/16" HP Male x 1/4" MP Male	1.380	20.000
HHM9-MM6	9/16" HP Male x 3/8" MP Male	1.380	20.000
HHM9-MM9	9/16" HP Male x 9/16" MP Male	1.380	20.000
HHM9-MM12	9/16" HP Male x 3/4" MP Male	1.380	20.000
HHM9-MM16	9/16" HP Male x 1" MP Male	1.380	20.000



High-Pressure Female x Medium-Pressure Female - including Collars and Gland Nuts

Part Number	Description	Max Working Pressure	
		bar	psi
HC-HF4-MF4	1/4" HP Female x 1/4" MP Female	1.380	20.000
HC-HF4-MF6	1/4" HP Female x 3/8" MP Female	1.380	20.000
HC-HF4-MF9	1/4" HP Female x 9/16" MP Female	1.380	20.000
HC-HF4-MF12	1/4" HP Female x 3/4" MP Female	1.380	20.000
HC-HF4-MF16	1/4" HP Female x 1" MP Female	1.380	20.000
HC-HF6-MF4	3/8" HP Female x 1/4" MP Female	1.380	20.000
HC-HF6-MF6	3/8" HP Female x 3/8" MP Female	1.380	20.000
HC-HF6-MF9	3/8" HP Female x 9/16" MP Female	1.380	20.000
HC-HF6-MF12	3/8" HP Female x 3/4" MP Female	1.380	20.000
HC-HF6-MF16	3/8" HP Female x 1" MP Female	1.380	20.000
HC-HF9-MF4	9/16" HP Female x 1/4" MP Female	1.380	20.000
HC-HF9-MF6	9/16" HP Female x 3/8" MP Female	1.380	20.000
HC-HF9-MF9	9/16" HP Female x 9/16" MP Female	1.380	20.000
HC-HF9-MF12	9/16" HP Female x 3/4" MP Female	1.380	20.000
HC-HF9-MF16	9/16" HP Female x 1" MP Female	1.380	20.000



High-Pressure Female x Medium-Pressure Male - including Collar and Gland Nut

Part Number	Description	Max Working Pressure	
		bar	psi
HHF4-MM4	1/4" HP Female x 1/4" MP Male	1.380	20.000
HHF4-MM6	1/4" HP Female x 3/8" MP Male	1.380	20.000
HHF4-MM9	1/4" HP Female x 9/16" MP Male	1.380	20.000
HHF6-MM4	3/8" HP Female x 1/4" MP Male	1.380	20.000
HHF6-MM6	3/8" HP Female x 3/8" MP Male	1.380	20.000
HHF6-MM9	3/8" HP Female x 9/16" MP Male	1.380	20.000
HHF6-MM12	3/8" HP Female x 3/4" MP Male	1.380	20.000
HHF6-MM16	3/8" HP Female x 1" MP Male	1.380	20.000
HHF9-MM4	9/16" HP Female x 1/4" MP Male	1.380	20.000
HHF9-MM6	9/16" HP Female x 3/8" MP Male	1.380	20.000
HHF9-MM9	9/16" HP Female x 9/16" MP Male	1.380	20.000
HHF9-MM12	9/16" HP Female x 3/4" MP Male	1.380	20.000
HHF9-MM16	9/16" HP Female x 1" MP Male	1.380	20.000



I.I Fittings and Adapters



High-Pressure Male x Medium-Pressure Female - including Collar and Gland Nut

Part Number	Description	Max Working Pressure	
		bar	psi
HMF4-HM4	1/4" MP Female x 1/4" HP Male	1.380	20.000
HMF4-HM6	1/4" MP Female x 3/8" HP Male	1.380	20.000
HMF4-HM9	1/4" MP Female x 9/16" HP Male	1.380	20.000
HMF6-HM4	3/8" MP Female x 1/4" HP Male	1.380	20.000
HMF6-HM6	3/8" MP Female x 3/8" HP Male	1.380	20.000
HMF6-HM9	3/8" MP Female x 9/16" HP Male	1.380	20.000
HMF9-HM4	9/16" MP Female x 1/4" HP Male	1.380	20.000
HMF9-HM6	9/16" MP Female x 3/8" HP Male	1.380	20.000
HMF9-HM9	9/16" MP Female x 9/16" HP Male	1.380	20.000
HMF12-HM4	3/4" MP Female x 1/4" HP Male	1.380	20.000
HMF12-HM6	3/4" MP Female x 3/8" HP Male	1.380	20.000
HMF12-HM9	3/4" MP Female x 9/16" HP Male	1.380	20.000
HMF16-HM4	1" MP Female x 1/4" HP Male	1.380	20.000
HMF16-HM6	1" MP Female x 3/8" HP Male	1.380	20.000
HMF16-HM9	1" MP Female x 9/16" HP Male	1.380	20.000



High-Pressure Male x NPT Male

Part Number	Description	Max Working Pressure	
		bar	psi
HHM4-NM4	1/4" HP Male x 1/4" NPT Male	1.035	15.000
HHM4-NM6	1/4" HP Male x 3/8" NPT Male	1.035	15.000
HHM4-NM8	1/4" HP Male x 1/2" NPT Male	1.035	15.000
HHM4-NM12	1/4" HP Male x 3/4" NPT Male	690	10.000
HHM4-NM16	1/4" HP Male x 1" NPT Male	690	10.000
HHM6-NM4	3/8" HP Male x 1/4" NPT Male	1.035	15.000
HHM6-NM6	3/8" HP Male x 3/8" NPT Male	1.035	15.000
HHM6-NM8	3/8" HP Male x 1/2" NPT Male	1.035	15.000
HHM6-NM12	3/8" HP Male x 3/4" NPT Male	690	10.000
HHM6-NM16	3/8" HP Male x 1" NPT Male	690	10.000
HHM9-NM4	9/16" HP Male x 1/4" NPT Male	1.035	15.000
HHM9-NM6	9/16" HP Male x 3/8" NPT Male	1.035	15.000
HHM9-NM8	9/16" HP Male x 1/2" NPT Male	1.035	15.000
HHM9-NM12	9/16" HP Male x 3/4" NPT Male	690	10.000
HHM9-NM16	9/16" HP Male x 1" NPT Male	690	10.000



High-Pressure Female x NPT Female - including Collar and Gland Nut

Part Number	Description	Max Working Pressure	
		bar	psi
HC-HF4-NF4	1/4" HP Female x 1/4" NPT Female	1.035	15.000
HC-HF4-NF6	1/4" HP Female x 3/8" NPT Female	1.035	15.000
HC-HF4-NF8	1/4" HP Female x 1/2" NPT Female	1.035	15.000
HC-HF4-NF12	1/4" HP Female x 3/4" NPT Female	690	10.000
HC-HF4-NF16	1/4" HP Female x 1" NPT Female	690	10.000
HC-HF6-NF4	3/8" HP Female x 1/4" NPT Female	1.035	15.000
HC-HF6-NF6	3/8" HP Female x 3/8" NPT Female	1.035	15.000
HC-HF6-NF8	3/8" HP Female x 1/2" NPT Female	1.035	15.000
HC-HF6-NF12	3/8" HP Female x 3/4" NPT Female	690	10.000
HC-HF6-NF16	3/8" HP Female x 1" NPT Female	690	10.000
HC-HF9-NF4	9/16" HP Female x 1/4" NPT Female	1.035	15.000
HC-HF9-NF6	9/16" HP Female x 3/8" NPT Female	1.035	15.000
HC-HF9-NF8	9/16" HP Female x 1/2" NPT Female	1.035	15.000
HC-HF9-NF12	9/16" HP Female x 3/4" NPT Female	690	10.000
HC-HF9-NF16	9/16" HP Female x 1" NPT Female	690	10.000



I.1 Fittings and Adapters



High-Pressure Female x NPT Male - including Collar and Gland Nut			
Part Number	Description	Max Working Pressure	
		bar	psi
HHF4-NM4	1/4" HP Female x 1/4" NPT Male	1.035	15.000
HHF4-NM6	1/4" HP Female x 3/8" NPT Male	1.035	15.000
HHF4-NM8	1/4" HP Female x 1/2" NPT Male	1.035	15.000
HHF4-NM12	1/4" HP Female x 3/4" NPT Male	690	10.000
HHF4-NM16	1/4" HP Female x 1" NPT Male	690	10.000
HHF6-NM4	3/8" HP Female x 1/4" NPT Male	1.035	15.000
HHF6-NM6	3/8" HP Female x 3/8" NPT Male	1.035	15.000
HHF6-NM8	3/8" HP Female x 1/2" NPT Male	1.035	15.000
HHF6-NM12	3/8" HP Female x 3/4" NPT Male	690	10.000
HHF6-NM16	3/8" HP Female x 1" NPT Male	690	10.000
HHF9-NM4	9/16" HP Female x 1/4" NPT Male	1.035	15.000
HHF9-NM6	9/16" HP Female x 3/8" NPT Male	1.035	15.000
HHF9-NM8	9/16" HP Female x 1/2" NPT Male	1.035	15.000
HHF9-NM12	9/16" HP Female x 3/4" NPT Male	690	10.000
HHF9-NM16	9/16" HP Female x 1" NPT Male	690	10.000



Medium-Pressure Male x Male			
Part Number	Description	Max Working Pressure	
		bar	psi
HMM4-MM4	1/4" MP Male x 1/4" MP Male	1.380	20.000
HMM6-MM4	3/8" MP Male x 1/4" MP Male	1.380	20.000
HMM6-MM6	3/8" MP Male x 3/8" MP Male	1.380	20.000
HMM6-MM9	3/8" MP Male x 9/16" MP Male	1.380	20.000
HMM9-MM4	9/16" MP Male x 1/4" MP Male	1.380	20.000
HMM9-MM9	9/16" MP Male x 9/16" MP Male	1.380	20.000
HMM9-MM12	9/16" MP Male x 3/4" MP Male	1.380	20.000
HMM9-MM16	9/16" MP Male x 1" MP Male	1.380	20.000
HMM12-MM4	3/4" MP Male x 1/4" MP Male	1.380	20.000
HMM12-MM6	3/4" MP Male x 3/8" MP Male	1.380	20.000
HMM12-MM12	3/4" MP Male x 3/4" MP Male	1.380	20.000
HMM16-MM4	1" MP Male x 1/4" MP Male	1.380	20.000
HMM16-MM6	1" MP Male x 3/8" MP Male	1.380	20.000
HMM16-MM12	1" MP Male x 3/4" MP Male	1.380	20.000
HMM16-MM16	1" MP Male x 1" MP Male	1.380	20.000



I.I Fittings and Adapters



Medium-Pressure Female x Medium-Pressure Male - including Collar and Gland Nut			
Part Number	Description	Max Working Pressure	
		bar	psi
HMF4-MM6	1/4" MP Female x 3/8" MP Male	1.380	20.000
HMF4-MM9	1/4" MP Female x 9/16" MP Male	1.380	20.000
HMF4-MM12	1/4" MP Female x 3/4" MP Male	1.380	20.000
HMF4-MM16	1/4" MP Female x 1" MP Male	1.380	20.000
HMF6-MM12	3/8" MP Female x 3/4" MP Male	1.380	20.000
HMF6-MM16	3/8" MP Female x 1" MP Male	1.380	20.000
HMF6-MM4	3/8" MP Female x 1/4" MP Male	1.380	20.000
HMF6-MM9	3/8" MP Female x 9/16" MP Male	1.380	20.000
HMF9-MM4	9/16" MP Female x 1/4" MP Male	1.380	20.000
HMF9-MM6	9/16" MP Female x 3/8" MP Male	1.380	20.000
HMF9-MM12	9/16" MP Female x 3/4" MP Male	1.380	20.000
HMF9-MM16	9/16" MP Female x 1" MP Male	1.380	20.000
HMF12-MM4	3/4" MP Female x 1/4" MP Male	1.380	20.000
HMF12-MM6	3/4" MP Female x 3/8" MP Male	1.380	20.000
HMF12-MM9	3/4" MP Female x 9/16" MP Male	1.380	20.000
HMF12-MM16	3/4" MP Female x 1" MP Male	1.380	20.000
HMF16-MM4	1" MP Female x 1/4" MP Male	1.380	20.000
HMF16-MM6	1" MP Female x 3/8" MP Male	1.380	20.000
HMF16-MM9	1" MP Female x 9/16" MP Male	1.380	20.000
HMF16-MM12	1" MP Female x 3/4" MP Male	1.380	20.000



Medium-Pressure Heavy Duty Couplers - including Collars and Gland Nuts			
Part Number	Description	Max Working Pressure	
		bar	psi
HC-MF4	1/4" MP Female Coupler	1.380	20.000
HC-MF6-MF4	3/8" MP Female x 1/4" MP Female Coupler	1.380	20.000
HC-MF6	3/8" MP Female Coupler	1.380	20.000
HC-MF9-MF4	9/16" MP Female x 1/4" MP Female Coupler	1.380	20.000
HC-MF9-MF6	9/16" MP Female x 3/8" MP Female Coupler	1.380	20.000
HC-MF9	9/16" MP Female Coupler	1.380	20.000
HC-MF12-MF4	3/4" MP Female x 1/4" MP Female Coupler	1.380	20.000
HC-MF12-MF6	3/4" MP Female x 3/8" MP Female Coupler	1.380	20.000
HC-MF12-MF9	3/4" MP Female x 9/16" MP Female Coupler	1.380	20.000
HC-MF12	3/4" MP Female Coupler	1.380	20.000
HC-MF16-MF4	1" MP Female x 1/4" MP Female Coupler	1.380	20.000
HC-MF16-MF6	1" MP Female x 3/8" MP Female Coupler	1.380	20.000
HC-MF16-MF9	1" MP Female x 9/16" MP Female Coupler	1.380	20.000
HC-MF16-MF12	1" MP Female x 3/4" MP Female Coupler	1.380	20.000
HC-MF16	1" MP Female Coupler	1.380	20.000



Medium-Pressure Slimline Couplers			
Slimline couplers are designed to be used ONLY for high pressure waterjetting applications, such as tube bundle cleaning.			
Part Number	Description	Max Working Pressure	
		bar	psi
HCSL-MF4-LL	1/4" MP Female Slimline Coupler Left x Left* 0.374" OD	1.380	20.000
HCSL-MF4-LR	1/4" MP Female Slimline Coupler Left x Right* 0.374" OD	1.380	20.000
HCSL-MF4-RR	1/4" MP Female Slimline Coupler Right x Right* 0.374" OD	1.380	20.000
HCSL-MF6-LL	3/8" MP Female Slimline Coupler Left x Left* 0.499" OD	1.380	20.000
HCSL-MF6-LR	3/8" MP Female Slimline Coupler Left x Right* 0.499" OD	1.380	20.000
HCSL-MF6-RR	3/8" MP Female Slimline Coupler Right x Right* 0.499" OD	1.380	20.000
HCSL-MF9-LL	9/16" MP Female Slimline Coupler Left x Left* 0.687" OD	1.380	20.000
HCSL-MF9-LR	9/16" MP Female Slimline Coupler Left x Right* 0.687" OD	1.380	20.000
HCSL-MF9-RR	9/16" MP Female Slimline Coupler Right x Right* 0.687" OD	1.380	20.000



* Designates Left Hand Thread or Right Hand Thread

I.1 Fittings and Adapters


Medium-Pressure Male x NPT Male

Part Number	Description	Max Working Pressure	
		bar	psi
HMM4-NM4	1/4" MP Male x 1/4" NPT Male	1.035	15.000
HMM4-NM6	1/4" MP Male x 3/8" NPT Male	1.035	15.000
HMM4-NM8	1/4" MP Male x 1/2" NPT Male	1.035	15.000
HMM6-NM4	3/8" MP Male x 1/4" NPT Male	1.035	15.000
HMM6-NM6	3/8" MP Male x 3/8" NPT Male	1.035	15.000
HMM6-NM8	3/8" MP Male x 1/2" NPT Male	1.035	15.000
HMM9-NM4	9/16" MP Male x 1/4" NPT Male	1.035	15.000
HMM9-NM6	9/16" MP Male x 3/8" NPT Male	1.035	15.000
HMM9-NM8	9/16" MP Male x 1/2" NPT Male	1.035	15.000
HMM9-NM12	9/16" MP Male x 3/4" NPT Male	690	10.000
HMM9-NM16	9/16" MP Male x 1" NPT Male	690	10.000
HMM12-NM4	3/4" MP Male x 1/4" NPT Male	1.035	15.000
HMM12-NM8	3/4" MP Male x 1/2" NPT Male	1.035	15.000
HMM12-NM12	3/4" MP Male x 3/4" NPT Male	690	10.000
HMM12-NM16	3/4" MP Male x 1" NPT Male	690	10.000
HMM16-NM4	1" MP Male x 1/4" NPT Male	1.035	15.000
HMM16-NM8	1" MP Male x 1/2" NPT Male	1.035	15.000
HMM16-NM12	1" MP Male x 3/4" NPT Male	690	10.000
HMM16-NM16	1" MP Male x 1" NPT Male	690	10.000



Medium-Pressure Female x NPT Female - including Collar and Gland Nut

Part Number	Description	Max Working Pressure	
		bar	psi
HC-MF4-NF2	1/4" MP Female x 1/8" NPT Female	1.035	15.000
HC-MF4-NF4	1/4" MP Female x 1/4" NPT Female	1.035	15.000
HC-MF4-NF6	1/4" MP Female x 3/8" NPT Female	1.035	15.000
HC-MF4-NF8	1/4" MP Female x 1/2" NPT Female	1.035	15.000
HC-MF6-NF2	3/8" MP Female x 1/8" NPT Female	1.035	15.000
HC-MF6-NF4	3/8" MP Female x 1/4" NPT Female	1.035	15.000
HC-MF6-NF6	3/8" MP Female x 3/8" NPT Female	1.035	15.000
HC-MF6-NF8	3/8" MP Female x 1/2" NPT Female	1.035	15.000
HC-MF6-NF12	3/8" MP Female x 3/4" NPT Female	690	10.000
HC-MF6-NF16	3/8" MP Female x 1" NPT Female	690	10.000
HC-MF9-NF2	9/16" MP Female x 1/8" NPT Female	1.035	15.000
HC-MF9-NF4	9/16" MP Female x 1/4" NPT Female	1.035	15.000
HC-MF9-NF6	9/16" MP Female x 3/8" NPT Female	1.035	15.000
HC-MF9-NF8	9/16" MP Female x 1/2" NPT Female	1.035	15.000
HC-MF9-NF12	9/16" MP Female x 3/4" NPT Female	690	10.000
HC-MF9-NF16	9/16" MP Female x 1" NPT Female	690	10.000
HC-MF12-NF8	3/4" MP Female x 1/2" NPT Female	1.035	15.000
HC-MF12-NF12	3/4" MP Female x 3/4" NPT Female	690	10.000
HC-MF12-NF16	3/4" MP Female x 1" NPT Female	690	10.000
HC-MF16-NF12	1" MP Female x 3/4" NPT Female	690	10.000
HC-MF16-NF16	1" MP Female x 1" NPT Female	690	10.000



I.I Fittings and Adapters



Medium-Pressure Female x NPT Male - including Collar and Gland Nut			
Part Number	Description	Max Working Pressure	
		bar	psi
HMF4-NM4	1/4" MP Female x 1/4" NPT Male	1.035	15,000
HMF4-NM6	1/4" MP Female x 3/8" NPT Male	1.035	15,000
HMF4-NM8	1/4" MP Female x 1/2" NPT Male	1.035	15,000
HMF6-NM4	3/8" MP Female x 1/4" NPT Male	1.035	15,000
HMF6-NM6	3/8" MP Female x 3/8" NPT Male	1.035	15,000
HMF6-NM8	3/8" MP Female x 1/2" NPT Male	1.035	15,000
HMF9-NM4	9/16" MP Female x 1/4" NPT Male	1.035	15,000
HMF9-NM6	9/16" MP Female x 3/8" NPT Male	1.035	15,000
HMF9-NM8	9/16" MP Female x 1/2" NPT Male	1.035	15,000
HMF9-NM12	9/16" MP Female x 3/4" NPT Male	690	10,000
HMF9-NM16	9/16" MP Female x 1" NPT Male	690	10,000
HMF12-NM4	3/4" MP Female x 1/4" NPT Male	1.035	15,000
HMF12-NM6	3/4" MP Female x 3/8" NPT Male	1.035	15,000
HMF12-NM8	3/4" MP Female x 1/2" NPT Male	1.035	15,000
HMF12-NM12	3/4" MP Female x 3/4" NPT Male	690	10,000
HMF12-NM16	3/4" MP Female x 1" NPT Male	690	10,000
HMF16-NM4	1" MP Female x 1/4" NPT Male	1.035	15,000
HMF16-NM6	1" MP Female x 3/8" NPT Male	1.035	15,000
HMF16-NM8	1" MP Female x 1/2" NPT Male	1.035	15,000
HMF16-NM12	1" MP Female x 3/4" NPT Male	690	10,000
HMF16-NM16	1" MP Female x 1" NPT Male	690	10,000



NPT Female x High-Pressure Male			
Part Number	Description	Max Working Pressure	
		bar	psi
HNF4-HM4	1/4" NPT Female x 1/4" HP Male	1.035	15,000
HNF4-HM6	1/4" NPT Female x 3/8" HP Male	1.035	15,000
HNF4-HM9	1/4" NPT Female x 9/16" HP Male	1.035	15,000
HNF6-HM4	3/8" NPT Female x 1/4" HP Male	1.035	15,000
HNF6-HM6	3/8" NPT Female x 3/8" HP Male	1.035	15,000
HNF6-HM9	3/8" NPT Female x 9/16" HP Male	1.035	15,000
HNF8-HM4	1/2" NPT Female x 1/4" HP Male	1.035	15,000
HNF8-HM6	1/2" NPT Female x 3/8" HP Male	1.035	15,000
HNF8-HM9	1/2" NPT Female x 9/16" HP Male	1.035	15,000
HNF12-HM6	3/4" NPT Female x 3/8" HP Male	690	10,000
HNF12-HM9	3/4" NPT Female x 9/16" HP Male	690	10,000
HNF16-HM9	1" NPT Female x 9/16" HP Male	690	10,000



I.1 Fittings and Adapters

NPT Female x Medium-Pressure Male

Part Number	Description	Max Working Pressure	
		bar	psi
HNF2-MM4	1/8" NPT Female x 1/4" MP Male	1.035	15.000
HNF2-MM6	1/8" NPT Female x 3/8" MP Male	1.035	15.000
HNF2-MM9	1/8" NPT Female x 9/16" MP Male	1.035	15.000
HNF2-MM12	1/8" NPT Female x 3/4" MP Male	1.035	15.000
HNF4-MM4	1/4" NPT Female x 1/4" MP Male	1.035	15.000
HNF4-MM6	1/4" NPT Female x 3/8" MP Male	1.035	15.000
HNF4-MM9	1/4" NPT Female x 9/16" MP Male	1.035	15.000
HNF4-MM12	1/4" NPT Female x 3/4" MP Male	1.035	15.000
HNF4-MM16	1/4" NPT Female x 1" MP Male	1.035	15.000
HNF6-MM4	3/8" NPT Female x 1/4" MP Male	1.035	15.000
HNF6-MM6	3/8" NPT Female x 3/8" MP Male	1.035	15.000
HNF6-MM9	3/8" NPT Female x 9/16" MP Male	1.035	15.000
HNF6-MM12	3/8" NPT Female x 3/4" MP Male	1.035	15.000
HNF6-MM16	3/8" NPT Female x 1" MP Male	1.035	15.000
HNF8-MM4	1/2" NPT Female x 1/4" MP Male	1.035	15.000
HNF8-MM6	1/2" NPT Female x 3/8" MP Male	1.035	15.000
HNF8-MM9	1/2" NPT Female x 9/16" MP Male	1.035	15.000
HNF8-MM12	1/2" NPT Female x 3/4" MP Male	1.035	15.000
HNF8-MM16	1/2" NPT Female x 1" MP Male	1.035	15.000
HNF12-MM6	3/4" NPT Female x 3/8" MP Male	690	10.000
HNF12-MM9	3/4" NPT Female x 9/16" MP Male	690	10.000
HNF12-MM12	3/4" NPT Female x 3/4" MP Male	690	10.000
HNF12-MM16	3/4" NPT Female x 1" MP Male	690	10.000
HNF16-MM6	1" NPT Female x 3/8" MP Male	690	10.000
HNF16-MM9	1" NPT Female x 9/16" MP Male	690	10.000
HNF16-MM12	1" NPT Female x 3/4" MP Male	690	10.000
HNF16-MM16	1" NPT Female x 1" MP Male	690	10.000



NPT Male x Male

Part Number	Description	Max Working Pressure	
		bar	psi
HNM2-NM2	1/8" NPT Male x 1/8" NPT Male	1.035	15.000
HNM4-NM2	1/4" NPT Male x 1/8" NPT Male	1.035	15.000
HNM4-NM4	1/4" NPT Male x 1/4" NPT Male	1.035	15.000
HNM6-NM2	3/8" NPT Male x 1/8" NPT Male	1.035	15.000
HNM6-NM4	3/8" NPT Male x 1/4" NPT Male	1.035	15.000
HNM6-NM6	3/8" NPT Male x 3/8" NPT Male	1.035	15.000
HNM8-NM4	1/2" NPT Male x 1/4" NPT Male	1.035	15.000
HNM8-NM6	1/2" NPT Male x 3/8" NPT Male	1.035	15.000
HNM8-NM8	1/2" NPT Male x 1/2" NPT Male	1.035	15.000
HNM12-NM4	3/4" NPT Male x 1/4" NPT Male	690	10.000
HNM12-NM6	3/4" NPT Male x 3/8" NPT Male	690	10.000
HNM12-NM8	3/4" NPT Male x 1/2" NPT Male	690	10.000
HNM12-NM12	3/4" NPT Male x 3/4" NPT Male	690	10.000
HNM16-NM4	1" NPT Male x 1/4" NPT Male	690	10.000
HNM16-NM6	1" NPT Male x 3/8" NPT Male	690	10.000
HNM16-NM8	1" NPT Male x 1/2" NPT Male	690	10.000
HNM16-NM12	1" NPT Male x 3/4" NPT Male	690	10.000
HNM16-NM16	1" NPT Male x 1" NPT Male	690	10.000



I.I Fittings and Adapters

NPT Female x NPT Male (Bushings)			
Part Number	Description	Max Working Pressure	
HNFI-NM2	1/16" NPT Female x 1/8" NPT Male	1.035 bar	15.000 psi
HNFI-NM4	1/16" NPT Female x 1/4" NPT Male	1.035 bar	15.000 psi
HNFI-NM6	1/16" NPT Female x 3/8" NPT Male	1.035 bar	15.000 psi
HNFI-NM8	1/16" NPT Female x 1/2" NPT Male	1.035 bar	15.000 psi
HNF2-NM4	1/8" NPT Female x 1/4" NPT Male	1.035 bar	15.000 psi
HNF2-NM6	1/8" NPT Female x 3/8" NPT Male	1.035 bar	15.000 psi
HNF2-NM8	1/8" NPT Female x 1/2" NPT Male	1.035 bar	15.000 psi
HNF4-NM2	1/4" NPT Female x 1/8" NPT Male	1.035 bar	15.000 psi
HNF4-NM4	1/4" NPT Female x 1/4" NPT Male	1.035 bar	15.000 psi
HNF4-NM6	1/4" NPT Female x 3/8" NPT Male	1.035 bar	15.000 psi
HNF4-NM8	1/4" NPT Female x 1/2" NPT Male	1.035 bar	15.000 psi
HNF4-NM12	1/4" NPT Female x 3/4" NPT Male	690 bar	10.000 psi
HNF4-NM16	1/4" NPT Female x 1" NPT Male	690 bar	10.000 psi
HNF6-NM2	3/8" NPT Female x 1/8" NPT Male	1.035 bar	15.000 psi
HNF6-NM4	3/8" NPT Female x 1/4" NPT Male	1.035 bar	15.000 psi
HNF6-NM6	3/8" NPT Female x 3/8" NPT Male	1.035 bar	15.000 psi
HNF6-NM8	3/8" NPT Female x 1/2" NPT Male	1.035 bar	15.000 psi
HNF6-NM12	3/8" NPT Female x 3/4" NPT Male	690 bar	10.000 psi
HNF6-NM16	3/8" NPT Female x 1" NPT Male	690 bar	10.000 psi
HNF8-NM4	1/2" NPT Female x 1/4" NPT Male	1.035 bar	15.000 psi
HNF8-NM6	1/2" NPT Female x 3/8" NPT Male	1.035 bar	15.000 psi
HNF8-NM8	1/2" NPT Female x 1/2" NPT Male	1.035 bar	15.000 psi
HNF8-NM12	1/2" NPT Female x 3/4" NPT Male	690 bar	10.000 psi
HNF8-NM16	1/2" NPT Female x 1" NPT Male	690 bar	10.000 psi
HNFI2-NM4	3/4" NPT Female x 1/4" NPT Male	690 bar	10.000 psi
HNFI2-NM8	3/4" NPT Female x 1/2" NPT Male	690 bar	10.000 psi
HNFI2-NM12	3/4" NPT Female x 3/4" NPT Male	690 bar	10.000 psi
HNFI2-NM16	3/4" NPT Female x 1" NPT Male	690 bar	10.000 psi
HNFI6-NM6	1" NPT Female x 3/8" NPT Male	690 bar	10.000 psi
HNFI6-NM8	1" NPT Female x 1/2" NPT Male	690 bar	10.000 psi
HNFI6-NM12	1" NPT Female x 3/4" NPT Male	690 bar	10.000 psi



NPT Heavy Duty Couplers			
Part Number	Description	Max Working Pressure	
HC-NF4 HD	1/4" NPT Female Coupler	1.035 bar	15.000 psi
HC-NF6-NF4 HD	3/8" NPT Female x 1/4" NPT Female Coupler	1.035 bar	15.000 psi
HC-NF6 HD	3/8" NPT Female Coupler	1.035 bar	15.000 psi
HC-NF8-NF4 HD	1/2" NPT Female x 1/4" NPT Female Coupler	1.035 bar	15.000 psi
HC-NF8-NF6 HD	1/2" NPT Female x 3/8" NPT Female Coupler	1.035 bar	15.000 psi
HC-NF8 HD	1/2" NPT Female Coupler	1.035 bar	15.000 psi
HC-NF12-NF4 HD	3/4" NPT Female x 1/4" NPT Female Coupler	690 bar	10.000 psi
HC-NF12-NF6 HD	3/4" NPT Female x 3/8" NPT Female Coupler	690 bar	10.000 psi
HC-NF12-NF8 HD	3/4" NPT Female x 1/2" NPT Female Coupler	690 bar	10.000 psi
HC-NF12 HD	3/4" NPT Female Coupler	690 bar	10.000 psi
HC-NF16-NF8 HD	1" NPT Female x 1/2" NPT Female Coupler	690 bar	10.000 psi
HC-NF16-NF12 HD	1" NPT Female x 3/4" NPT Female Coupler	690 bar	10.000 psi
HC-NF16 HD	1" NPT Female Coupler	690 bar	10.000 psi



I.1 Fittings and Adapters

NPT Slimline Couplers

Slimline couplers are designed to be used ONLY for high pressure waterjetting applications, such as tube bundle cleaning.

Part Number	Description	Max Working Pressure	
		bar	psi
HCSL-NF1	1/16" NPT Female Slimline Coupler 0.375" OD	690	10,000
HCSL-NF2-NF1	1/8" NPT Female x 1/16" NPT Female Slimline Coupler 0.480" OD	690	10,000
HCSL-NF2	1/8" NPT Female Slimline Coupler 0.480" OD	690	10,000
HCSL-NF4	1/4" NPT Female Slimline Coupler 0.690" OD	690	10,000
HCSL-NF6	3/8" NPT Female Slimline Coupler 0.875" OD	690	10,000
HCSL-NF8	1/2" NPT Female Slimline Coupler 1.130" OD	690	10,000




JIC Male x JIC Male

Part Number	Description	Max Working Pressure	
		bar	psi
HMJ4-MJ4	1/4" JIC Male x 1/4" JIC Male	1.035	15,000
HMJ4-MJ6	1/4" JIC Male x 3/8" JIC Male	1.035	15,000
HMJ4-MJ8	1/4" JIC Male x 1/2" JIC Male	1.035	15,000
HMJ6-MJ6	3/8" JIC Male x 3/8" JIC Male	1.035	15,000
HMJ6-MJ8	3/8" JIC Male x 1/2" JIC Male	1.035	15,000
HMJ8-MJ8	1/2" JIC Male x 1/2" JIC Male	1.035	15,000
HMJ16-MJ16	1" JIC Male x 1" JIC Male	690	10,000



JIC Male x High-Pressure Male

Part Number	Description	Max Working Pressure	
		bar	psi
HMJ4-HM4	1/4" JIC Male x 1/4" HP Male	1.035	15,000
HMJ4-HM6	1/4" JIC Male x 3/8" HP Male	1.035	15,000
HMJ4-HM9	1/4" JIC Male x 9/16" HP Male	1.035	15,000
HMJ6-HM4	3/8" JIC Male x 1/4" HP Male	1.035	15,000
HMJ6-HM6	3/8" JIC Male x 3/8" HP Male	1.035	15,000
HMJ6-HM9	3/8" JIC Male x 9/16" HP Male	1.035	15,000
HMJ8-HM4	1/2" JIC Male x 1/4" HP Male	1.035	15,000
HMJ8-HM6	1/2" JIC Male x 3/8" HP Male	1.035	15,000
HMJ8-HM9	1/2" JIC Male x 9/16" HP Male	1.035	15,000



JIC Male x Medium-Pressure Male

Part Number	Description	Max Working Pressure	
		bar	psi
HMJ4-MM4	1/4" JIC Male x 1/4" MP Male	1.035	15,000
HMJ4-MM6	1/4" JIC Male x 3/8" MP Male	1.035	15,000
HMJ4-MM9	1/4" JIC Male x 9/16" MP Male	1.035	15,000
HMJ6-MM12	3/8" JIC Male x 3/4" MP Male	1.035	15,000
HMJ6-MM4	3/8" JIC Male x 1/4" MP Male	1.035	15,000
HMJ6-MM6	3/8" JIC Male x 3/8" MP Male	1.035	15,000
HMJ6-MM9	3/8" JIC Male x 9/16" MP Male	1.035	15,000
HMJ8-MM12	1/2" JIC Male x 3/4" MP Male	1.035	15,000
HMJ8-MM16	1/2" JIC Male x 1" MP Male	1.035	15,000
HMJ8-MM4	1/2" JIC Male x 1/4" MP Male	1.035	15,000
HMJ8-MM6	1/2" JIC Male x 3/8" MP Male	1.035	15,000
HMJ8-MM9	1/2" JIC Male x 9/16" MP Male	1.035	15,000
HMJ12-MM9	3/4" JIC Male x 9/16" MP Male	690	10,000
HMJ12-MM12	3/4" JIC Male x 3/4" MP Male	690	10,000
HMJ12-MM16	3/4" JIC Male x 1" MP Male	690	10,000
HMJ16-MM9	1" JIC Male x 9/16" MP Male	690	10,000
HMJ16-MM12	1" JIC Male x 3/4" MP Male	690	10,000
HMJ16-MM16	1" JIC Male x 1" MP Male	690	10,000



I.I Fittings and Adapters



JIC Male x NPT Male			
Part Number	Description	Max Working Pressure	
HMJ4-NM2	1/4" JIC Male x 1/8" NPT Male	1.035 bar	15.000 psi
HMJ4-NM4	1/4" JIC Male x 1/4" NPT Male	1.035 bar	15.000 psi
HMJ4-NM6	1/4" JIC Male x 3/8" NPT Male	1.035 bar	15.000 psi
HMJ4-NM8	1/4" JIC Male x 1/2" NPT Male	1.035 bar	15.000 psi
HMJ6-NM4	3/8" JIC Male x 1/4" NPT Male	1.035 bar	15.000 psi
HMJ6-NM6	3/8" JIC Male x 3/8" NPT Male	1.035 bar	15.000 psi
HMJ6-NM8	3/8" JIC Male x 1/2" NPT Male	1.035 bar	15.000 psi
HMJ6-NM12	3/8" JIC Male x 3/4" NPT Male	690 bar	10.000 psi
HMJ8-NM4	1/2" JIC Male x 1/4" NPT Male	1.035 bar	15.000 psi
HMJ8-NM6	1/2" JIC Male x 3/8" NPT Male	1.035 bar	15.000 psi
HMJ8-NM8	1/2" JIC Male x 1/2" NPT Male	1.035 bar	15.000 psi
HMJ8-NM12	1/2" JIC Male x 3/4" NPT Male	690 bar	10.000 psi
HMJ8-NM16	1/2" JIC Male x 1" NPT Male	690 bar	10.000 psi
HMJ12-NM12	3/4" JIC Male x 3/4" NPT Male	690 bar	10.000 psi
HMJ12-NM16	3/4" JIC Male x 1" NPT Male	690 bar	10.000 psi
HMJ16-NM12	1" JIC Male x 3/4" NPT Male	690 bar	10.000 psi
HMJ16-NM16	1" JIC Male x 1" NPT Male	690 bar	10.000 psi



Type M Male x Male			
Part Number	Description	Max Working Pressure	
M9-M9	9/16"-18 Type M x 9/16"-18 Type M	3.450 bar	50.000 psi
M12-M9	3/4"-16 Type M x 9/16"-18 Type M	2.070 bar	30.000 psi
M12-M12	3/4"-16 Type M x 3/4"-16 Type M	2.070 bar	30.000 psi
M14-M9	7/8"-14 Type M x 9/16"-18 Type M	3.450 bar	50.000 psi
M14-M12	7/8"-14 Type M x 3/4"-16 Type M	2.070 bar	30.000 psi
M14-M14	7/8"-14 Type M x 7/8"-14 Type M	3.450 bar	50.000 psi
M16-M9	1"-12 Type M x 9/16"-18 Type M	2.070 bar	30.000 psi
M16-M12	1"-12 Type M x 3/4"-16 Type M	2.070 bar	30.000 psi
M16-M16	1"-12 Type M x 1"-12 Type M	2.070 bar	30.000 psi
M18-M9	1 1/8"-12 Type M x 9/16"-18 Type M	3.450 bar	50.000 psi
M18-M14	1 1/8"-12 Type M x 7/8"-14 Type M	3.450 bar	50.000 psi
M18-M18	1 1/8"-12 Type M x 1 1/8"-12 Type M	3.450 bar	50.000 psi
M21-M9	1 5/16"-12 Type M x 9/16"-18 Type M	1.380 bar	20.000 psi
M21-M12	1 5/16"-12 Type M x 3/4"-16 Type M	1.380 bar	20.000 psi
M21-M16	1 5/16"-12 Type M x 1"-12 Type M	1.380 bar	20.000 psi
M21-M21	1 5/16"-12 Type M x 1 5/16"-12 Type M	1.380 bar	20.000 psi



I.1 Fittings and Adapters

Type M Male x High-Pressure Male

Part Number	Description	Max Working Pressure	
		bar	psi
M9-HP4	9/16"-18 Type M x 1/4" HP Male	3.450	50.000
M9-HP6	9/16"-18 Type M x 3/8" HP Male	3.450	50.000
M9-HP9	9/16"-18 Type M x 9/16" HP Male	3.450	50.000
M12-HP4	3/4"-16 Type M x 1/4" HP Male	2.070	30.000
M12-HP6	3/4"-16 Type M x 3/8" HP Male	2.070	30.000
M12-HP9	3/4"-16 Type M x 9/16" HP Male	2.070	30.000
M14-HP6	7/8"-14 Type M x 3/8" HP Male	3.450	50.000
M14-HP9	7/8"-14 Type M x 9/16" HP Male	3.450	50.000
M16-HP6	1"-12 Type M x 3/8" HP Male	2.070	30.000
M16-HP9	1"-12 Type M x 9/16" HP Male	2.070	30.000
M18-HP9	1 1/8"-12 Type M x 9/16" HP Male	3.450	50.000
M21-HP9	1 5/16"-12 Type M x 9/16" HP Male	1.380	20.000



Type M Male x Medium-Pressure Male

Part Number	Description	Max Working Pressure	
		bar	psi
M9-MP4	9/16"-18 Type M x 1/4" MP Male	1.380	20.000
M9-MP6	9/16"-18 Type M x 3/8" MP Male	1.380	20.000
M9-MP9	9/16"-18 Type M x 9/16" MP Male	1.380	20.000
M9-MP12	9/16"-18 Type M x 3/4" MP Male	1.380	20.000
M9-MP16	9/16"-18 Type M x 1" MP Male	1.380	20.000
M12-MP4	3/4"-16 Type M x 1/4" MP Male	1.380	20.000
M12-MP6	3/4"-16 Type M x 3/8" MP Male	1.380	20.000
M12-MP9	3/4"-16 Type M x 9/16" MP Male	1.380	20.000
M12-MP12	3/4"-16 Type M x 3/4" MP Male	1.380	20.000
M12-MP16	3/4"-16 Type M x 1" MP Male	1.380	20.000
M16-MP4	1"-12 Type M x 1/4" MP Male	1.380	20.000
M16-MP6	1"-12 Type M x 3/8" MP Male	1.380	20.000
M16-MP9	1"-12 Type M x 1/2" MP Male	1.380	20.000
M16-MP12	1"-12 Type M x 3/4" MP Male	1.380	20.000
M16-MP16	1"-12 Type M x 1" MP Male	1.380	20.000
M21-MP9	1 5/16" Type M x 1/2" MP Male	1.380	20.000
M21-MP12	1 5/16" Type M x 3/4" MP Male	1.380	20.000
M21-MP16	1 5/16" Type M x 1" MP Male	1.380	20.000



I.I Fittings and Adapters

Type M Male x NPT Male				
Part Number	Description	Max Working Pressure		
		bar	psi	
M9-NM4	9/16"-18 Type M x 1/4" NPT Male	1.035	15,000	
M9-NM6	9/16"-18 Type M x 3/8" NPT Male	1.035	15,000	
M9-NM8	9/16"-18 Type M x 1/2" NPT Male	1.035	15,000	
M9-NM12	9/16"-18 Type M x 3/4" NPT Male	690	10,000	
M9-NM16	9/16"-18 Type M x 1" NPT Male	690	10,000	
M12-NM4	3/4"-16 Type M x 1/4" NPT Male	1.035	15,000	
M12-NM6	3/4"-16 Type M x 3/8" NPT Male	1.035	15,000	
M12-NM8	3/4"-16 Type M x 1/2" NPT Male	1.035	15,000	
M12-NM12	3/4"-16 Type M x 3/4" NPT Male	690	10,000	
M12-NM16	3/4"-16 Type M x 1" NPT Male	690	10,000	
M16-NM4	1"-12 Type M x 1/4" NPT Male	1.035	15,000	
M16-NM6	1"-12 Type M x 3/8" NPT Male	1.035	15,000	
M16-NM8	1"-12 Type M x 1/2" NPT Male	1.035	15,000	
M16-NM12	1"-12 Type M x 3/4" NPT Male	690	10,000	
M16-NM16	1"-12 Type M x 1" NPT Male	690	10,000	
M21-NM8	1 5/16"-12 Type M x 1/2" NPT Male	1.035	15,000	
M21-NM12	1 5/16"-12 Type M x 3/4" NPT Male	690	10,000	
M21-NM16	1 5/16"-12 Type M x 1" NPT Male	690	10,000	



BSPP Adapters - 60° internal or 120° external sealing cone				
Part Number	Description	Max Working Pressure		
		bar	psi	
HBM4-BM4-EX	1/4" MBSPP-Ext. x 1/4" HP Male	2.070	30,000	
HBM4-EX-MM4	1/4" MBSPP-Ext. x 1/4" MP Male	1.380	20,000	
M9-BM4-EX	1/4" MBSPP-Ext. x 9/16"-18 Type M Male	2.070	30,000	
HBM4-EX-BM4-EX	1/4" MBSPP-Ext. x 1/4" MBSPP-Ext.	2.070	30,000	
HBM4-BM4-EX	1/4" MBSPP-Ext. x 1/4" MBSPP-Int.	2.070	30,000	



BSPP Male Connectors-int.				
Part Number	Description	Max Working Pressure		
		bar	psi	
HBM4-BM4	BSPP 1/4" Male Connector	2.070	30,000	
HBM4-BM4-WV	BSPP 1/4" Male Connector	3.200	46,400	
HBM6-BM6	BSPP 3/8" Male Connector	2.070	30,000	
HBM8-BM8	BSPP 1/2" Male Connector	2.070	30,000	
HBM12-BM12	BSPP 3/4" Male Connector	2.070	30,000	



BSPP Male x NPT Male				
Part Number	Description	Max Working Pressure		
		bar	psi	
HBM4-NM4	1/4" MBSPP-Int. x 1/4" NPT Male	1.035	15,000	
HBM4-NM8	1/4" MBSPP-Int. x 1/2" NPT Male	1.035	15,000	
HBM4-EX-NM4	1/4" MBSPP-Ext. x 1/4" NPT Male	1.035	15,000	
HBM4-NM4	1/4" MBSPP-Int. x 1/4" NPT Male	1.035	15,000	
HBM4-NM8	1/4" MBSPP-Int. x 1/2" NPT Male	1.035	15,000	



I.1 Fittings and Adapters

Metric Male x Male			
Part Number	Description	Max Working Pressure	
HMEM14-MEM14	M14x1.5 Male Connector	1.800 bar	26.100 psi
HMEM14-MEM14-W	M14x1.5 Male Connector	3.200 bar	46.400 psi
HMEM18-MEM18	M18x1.5 Male Connector	1.520 bar	22.040 psi
HMEM20-MEM20	M20x1.5 Male Connector	1.520 bar	22.040 psi
HMEM20-MEM20-W	M20x1.5 Male Connector	2.500 bar	36.250 psi
HMEM22-MEM22	M22x1.5 Male Connector	1.920 bar	21.750 psi
HMEM22-MEM22-W	M22x1.5 Male Connector	2.500 bar	36.250 psi
HMEM24-MEM22	M24x1.5 Male x M22x1.5 Male Connector	1.920 bar	27.840 psi
HMEM24-MEM22-W	M24x1.5 Male x M22x1.5 Male Connector	2.800 bar	40.600 psi
HMEM24-MEM24	M24x1.5 Male Connector	1.520 bar	22.040 psi
HMEM24-MEM24-W	M24x1.5 Male Connector	2.800 bar	40.600 psi
HMEM30-MEM30	M30x2 Male Connector	1.040 bar	15.080 psi
HMEM30-MEM30-W	M30x2 Male Connector	2.000 bar	29.000 psi
HMEM36-MEM24	M36x2 Male x M24x1.5 Male Connector	1.040 bar	15.080 psi
HMEM36-MEM24-W	M36x2 Male x M24x1.5 Male Connector	1.520 bar	22.040 psi
HMEM36-MEM36	M36x2 Male Connector	1.040 bar	15.080 psi
HMEM36-MEM36-W	M36x2 Male Connector	1.520 bar	22.040 psi
HMEM42-MEM36	M42x2 Male x M36x2 Male Connector	1.040 bar	15.080 psi
HMEM42-MEM36-W	M42x2 Male x M36x2 Male Connector	1.520 bar	22.040 psi
HMEM42-MEM42	M42x2 Male Connector	900 bar	13.050 psi
HMEM42-MEM42-W	M42x2 Male Connector	1.400 bar	20.300 psi




Metric Male (for o-ring seal) x BSPP Male			
Part Number	Description	Max Working Pressure	
HMEM24-BM4	M24x1.5 Male x 1/4" BSP Male Connector	1.800 bar	26.100 psi
HMEM24-BM4-W	M24x1.5 Male x 1/4" BSP Male Connector	3.200 bar	46.400 psi
HMEM24-BM6	M24x1.5 Male x 3/8" BSP Male Connector	1.500 bar	21.750 psi




1.2 Elbows




High-Pressure Female Elbows (UNF) - including Collars and Gland Nuts			
Part Number	Description	Max Working Pressure	
HEHF4	1/4" HP Female Elbow	4.140 bar	60.000 psi
HEHF6	3/8" HP Female Elbow	4.140 bar	60.000 psi
HEHF9	9/16" HP Female Elbow	4.140 bar	60.000 psi



Medium-Pressure Female Elbows - including Collars and Gland Nuts			
Part Number	Description	Max Working Pressure	
HEMF4	1/4" MP Female Elbow	1.380 bar	20.000 psi
HEMF6	3/8" MP Female Elbow	1.380 bar	20.000 psi
HEMF9	9/16" MP Female Elbow	1.380 bar	20.000 psi
HEMF12	3/4" MP Female Elbow	1.380 bar	20.000 psi
HEMF16	1" MP Female Elbow	1.380 bar	20.000 psi



NPT Female Elbows			
Part Number	Description	Max Working Pressure	
HENF4	1/4" NPT Female Elbow	1.035 bar	15.000 psi
HENF6	3/8" NPT Female Elbow	1.035 bar	15.000 psi
HENF8	1/2" NPT Female Elbow	1.035 bar	15.000 psi
HENF12	3/4" NPT Female Elbow	690 bar	10.000 psi
HENF16	1" NPT Female Elbow	690 bar	10.000 psi



NPT Street Elbows			
Part Number	Description	Max Working Pressure	
HSENF4	1/4" NPT Male x NPT Female Street Elbow	1.035 bar	15.000 psi
HSENF6	3/8" NPT Male x NPT Female Street Elbow	1.035 bar	15.000 psi
HSENF8	1/2" NPT Male x NPT Female Street Elbow	1.035 bar	15.000 psi




BSPP Elbows			
Part Number	Description	Max Working Pressure	
HEBM4-EX	1/4" MBSPP-Ext. Elbow	2.070 bar	30.000 psi



1.3 Tees


High-Pressure Female Tees (UNF) - including Collars and Gland Nuts			
Part Number	Description	Max Working Pressure	
HTHF4	1/4" HP Female Tee	4.140 bar	60.000 psi
HTHF6	3/8" HP Female Tee	4.140 bar	60.000 psi
HTHF9	9/16" HP Female Tee	4.140 bar	60.000 psi



I.3 Tees


High-Pressure Female Tees (Metric) - including Collars and Gland Nuts

Part Number	Description	Max Working Pressure	
		bar	psi
HT-MEF30-CLR-M14	Tee M30x2 female incl. collars M14 and gland nuts	4.000	58.000



Medium-Pressure Female Tees - including Collars and Gland Nuts

Part Number	Description	Max Working Pressure	
		bar	psi
HTMF4	1/4" MP Female Tee	1.380	20.000
HTMF6	3/8" MP Female Tee	1.380	20.000
HTMF9	9/16" MP Female Tee	1.380	20.000
HTMF12	3/4" MP Female Tee	1.380	20.000
HTMF16	1" MP Female Tee	1.380	20.000




NPT Female Tees

Part Number	Description	Max Working Pressure	
		bar	psi
HTNF4	1/4" NPT Female Tee	1.035	15.000
HTNF6	3/8" NPT Female Tee	1.035	15.000
HTNF8	1/2" NPT Female Tee	1.035	15.000
HTNF12	3/4" NPT Female Tee	690	10.000
HTNF16	1" NPT Female Tee	690	10.000



NPT Street Tees

Part Number	Description	Max Working Pressure	
		bar	psi
HSTNF4	1/4" NPT Male x NPT Female Street Tee	1.035	15.000
HSTNF6	3/8" NPT Male x NPT Female Street Tee	1.035	15.000
HSTNF8	1/2" NPT Male x NPT Female Street Tee	1.035	15.000



BSPP Tees

Part Number	Description	Max Working Pressure	
		bar	psi
HTBF4-EX	1/4" BSPP-Ext. Female Tee	2.070	30.000



I.4 Y's

High-Pressure Female Y's (Metric) - including Collars and Gland Nuts

Part Number	Description	Max Working Pressure	
		bar	psi
HY-MEF30-CLR-M14	Y M30x2 female incl. collars M14 and gland nuts	4.000	58.000



1.5 Crosses



High-Pressure Female Crosses (UNF) - including Collars and Gland Nuts

Part Number	Description	Max Working Pressure	
HCRHF4	1/4" HP Female Cross	4.140 bar	60.000 psi
HCRHF6	3/8" HP Female Cross	4.140 bar	60.000 psi
HCRHF9	9/16" HP Female Cross	4.140 bar	60.000 psi



Medium-Pressure Female Crosses - including Collars and Gland Nuts

Part Number	Description	Max Working Pressure	
HCRMF4	1/4" MP Female Cross	1.380 bar	20.000 psi
HCRMF6	3/8" MP Female Cross	1.380 bar	20.000 psi
HCRMF9	9/16" MP Female Cross	1.380 bar	20.000 psi
HCRMF12	3/4" MP Female Cross	1.380 bar	20.000 psi
HCRMF16	1" MP Female Cross	1.380 bar	20.000 psi



NPT Female Crosses

Part Number	Description	Max Working Pressure	
HCRNF4	1/4" NPT Female Cross	1.035 bar	15.000 psi
HCRNF6	3/8" NPT Female Cross	1.035 bar	15.000 psi
HCRNF8	1/2" NPT Female Cross	1.035 bar	15.000 psi
HCRNF12	3/4" NPT Female Cross	690 bar	10.000 psi
HCRNF16	1" NPT Female Cross	690 bar	10.000 psi



BSPP Crosses

Part Number	Description	Max Working Pressure	
HCRBF4-EX	1/4" BSPP-Ext. Female Cross	2.070 bar	30.000 psi



1.6 Bulkheads



High-Pressure Bulkheads (UNF) - including Collars and Gland Nuts

Part Number	Description	Max Working Pressure	
HC-HF4-BH	1/4" HP Female Bulkhead	4.140 bar	60.000 psi
HC-HF6-BH	3/8" HP Female Bulkhead	4.140 bar	60.000 psi
HC-HF9-BH	9/16" HP Female Bulkhead	4.140 bar	60.000 psi



High-Pressure Bulkheads (Metric) - including Collars and Gland Nuts

Part Number	Description	Max Working Pressure	
HC-MEF30-CLR-M14-BH	Bulkhead coupling M30x	4.000 bar	58.000 psi



Medium-Pressure Bulkheads - including Collars and Gland Nuts

Part Number	Description	Max Working Pressure	
HC-MF4-BH	1/4" MP Female Bulkhead	1.380 bar	20.000 psi
HC-MF6-BH	3/8" MP Female Bulkhead	1.380 bar	20.000 psi
HC-MF9-BH	9/16" MP Female Bulkhead	1.380 bar	20.000 psi
HC-MF12-BH	3/4" MP Female Bulkhead	1.380 bar	20.000 psi
HC-MF16-BH	1" MP Female Bulkhead	1.380 bar	20.000 psi




I.8 Plugs


High-Pressure Plugs			
Part Number	Description	Max Working Pressure	
HHM4-PLUG	1/4" HP Plug	4.140 bar	60.000 psi
HHM6-PLUG	3/8" HP Plug	4.140 bar	60.000 psi
HHM9-PLUG	9/16" HP Plug	4.140 bar	60.000 psi



Medium-Pressure Plugs			
Part Number	Description	Max Working Pressure	
HMM4-PLUG	1/4" MP Plug	1.380 bar	20.000 psi
HMM6-PLUG	3/8" MP Plug	1.380 bar	20.000 psi
HMM9-PLUG	9/16" MP Plug	1.380 bar	20.000 psi
HMM12-PLUG	3/4" MP Plug	1.380 bar	20.000 psi
HMM16-PLUG	1" MP Plug	1.380 bar	20.000 psi



NPT Plugs			
Part Number	Description	Max Working Pressure	
HNM1-PLUG	1/16" NPT Male Plug	1.035 bar	15.000 psi
HNM2-PLUG	1/8" NPT Male Plug	1.035 bar	15.000 psi
HNM4-PLUG	1/4" NPT Male Plug	1.035 bar	15.000 psi
HNM6-PLUG	3/8" NPT Male Plug	1.035 bar	15.000 psi
HNM8-PLUG	1/2" NPT Male Plug	1.035 bar	15.000 psi
HNM12-PLUG	3/4" NPT Male Plug	690 bar	10.000 psi
HNM16-PLUG	1" NPT Male Plug	690 bar	10.000 psi



I.8 Plugs

JIC Plugs

Part Number	Description	Max Working Pressure	
		bar	psi
HMJ4-PLUG	1/4" JIC Male Plug	1.035	15.000
HMJ6-PLUG	3/8" JIC Male Plug	1.035	15.000
HMJ8-PLUG	1/2" JIC Male Plug	1.035	15.000
HMJ12-PLUG	3/4" JIC Male Plug	690	10.000
HMJ16-PLUG	1" JIC Male Plug	690	10.000



Type M Plugs

Part Number	Description	Max Working Pressure	
		bar	psi
M9-PLUG	9/16"-18 Male Type M Plug	3.450	50.000
M12-PLUG	3/4"-16 Male Type M Plug	2.070	30.000
M14-PLUG	7/8"-14 Male Type M Plug	2.070	30.000
M16-PLUG	1"-12 Male Type M Plug	2.070	30.000
M18-PLUG	1 1/8"-12 Male Type M Plug	2.070	30.000
M21-PLUG	1 5/16"-12 Male Type M Plug	1.380	20.000



BSPB Plugs - 120° external sealing cone

Part Number	Description	Max Working Pressure	
		bar	psi
HBM4-EX-PLUG	1/4" MBSPP-Ext. Plug	2.070	30.000



I.9 Collars & Gland Nuts

High-Pressure Gland Nuts & Collars (UNF)

Part Number	Description	Max Working Pressure	
		bar	psi
CLR-1/4HP	1/4" HP Collar	4.140	60.000
CLR-3/8HP	3/8" HP Collar	4.140	60.000
CLR-9/16HP	9/16" HP Collar	4.140	60.000
GN-1/4HP	1/4" HP Gland Nut	4.140	60.000
GN-1/4HP-AV	1/4" HP Collar & Gland Nut Anti-Vibration	4.140	60.000
GN-3/8HP	3/8" HP Gland Nut	4.140	60.000
GN-3/8HP-AV	3/8" HP Collar & Gland Nut Anti-Vibration	4.140	60.000
GN-9/16HP	9/16" HP Gland Nut	4.140	60.000
GN-9/16HP-AV	9/16" HP Collar & Gland Nut Anti-Vibration	4.140	60.000



High-Pressure Gland Nuts & Collars (Metric)

Part Number	Description	Max Working Pressure	
		bar	psi
CLR-1/4HP	1/4" HP Collar	4.140	60.000
CLR-3/8HP	3/8" HP Collar	4.140	60.000
CLR-9/16HP	9/16" HP Collar	4.140	60.000
CLR-M14	M14x1.5 LH Collar for M30x2 (GN-M30)	4.140	60.000
CLR-M18	M18x1.5 LH Collar for M30x2 (GN-M30-M18)	4.140	60.000
GN-M16	M16x1.5 Gland Nut	4.140	60.000
GN-M20	M20x1.5 Gland Nut	4.140	60.000
GN-M26	M26x1.5 Gland Nut	4.140	60.000
GN-M30-M18	M30x2 Gland Nut for M18x1.5 (CLR-M18-M30)	4.140	60.000
GN-M30	M30x2 Gland Nut for M14x1.5 LH (CLR-M14) & 9/16"x18UNF LH (CLR-9/16-HP)	4.140	60.000



1.9 Collars & Gland Nuts



Medium-Pressure Gland Nuts & Collars			
Part Number	Description	Max Working Pressure	
CLR-1/4MP	1/4" MP Collar	1.380 bar	20.000 psi
CLR-3/8MP	3/8" MP Collar	1.380 bar	20.000 psi
CLR-9/16MP	9/16" MP Collar	1.380 bar	20.000 psi
CLR-3/4MP	3/4" MP Collar	1.380 bar	20.000 psi
CLR-1MP	1" MP Collar	1.380 bar	20.000 psi
GN-1/4MP	1/4" MP Gland Nut	1.380 bar	20.000 psi
GN-1/4MP-AV	1/4" MP Collar & Gland Nut Anti-Vibration	1.380 bar	20.000 psi
GN-3/8MP	3/8" MP Gland Nut	1.380 bar	20.000 psi
GN-3/8MP-AV	3/8" MP Collar & Gland Nut Anti-Vibration	1.380 bar	20.000 psi
GN-9/16MP	9/16" MP Gland Nut	1.380 bar	20.000 psi
GN-9/16MP-AV	9/16" MP Collar & Gland Nut Anti-Vibration	1.380 bar	20.000 psi
GN-3/4MP	3/4" MP Gland Nut	1.380 bar	20.000 psi
GN-1MP	1" MP Gland Nut	1.380 bar	20.000 psi



1.10 Caps

High-Pressure Caps (UNF)			
Part Number	Description	Max Working Pressure	
HHF4-CAP	1/4" HP Female Cap	4.140 bar	60.000 psi
HHF6-CAP	3/8" HP Female Cap	4.140 bar	60.000 psi
HHF9-CAP	9/16" HP Female Cap	4.140 bar	60.000 psi



Medium-Pressure Caps			
Part Number	Description	Max Working Pressure	
HMF4-CAP	1/4" MP Female Cap	1.380 bar	20.000 psi
HMF6-CAP	3/8" MP Female Cap	1.380 bar	20.000 psi
HMF9-CAP	9/16" MP Female Cap	1.380 bar	20.000 psi
HMF12-CAP	3/4" MP Female Cap	1.380 bar	20.000 psi
HMF16-CAP	1" MP Female Cap	1.380 bar	20.000 psi



JIC Caps			
Part Number	Description	Max Working Pressure	
HFJ4-CAP	1/4" JIC Female Cap	1.035 bar	15.000 psi
HFJ6-CAP	3/8" JIC Female Cap	1.035 bar	15.000 psi
HFJ8-CAP	1/2" JIC Female Cap	1.035 bar	15.000 psi
HFJ12-CAP	3/4" JIC Female Cap	690 bar	10.000 psi
HFJ16-CAP	1" JIC Female Cap	690 bar	10.000 psi



Type M Caps			
Part Number	Description	Max Working Pressure	
M9-CAP	9/16"-18 Female Type M Cap	3.450 bar	50.000 psi
M12-CAP	3/4"-16 Female Type M Cap	2.070 bar	30.000 psi
M16-CAP	1"-12 Female Type M Cap	2.070 bar	30.000 psi
M21-CAP	1 5/16"-12 Female Type M Cap	1.380 bar	20.000 psi

